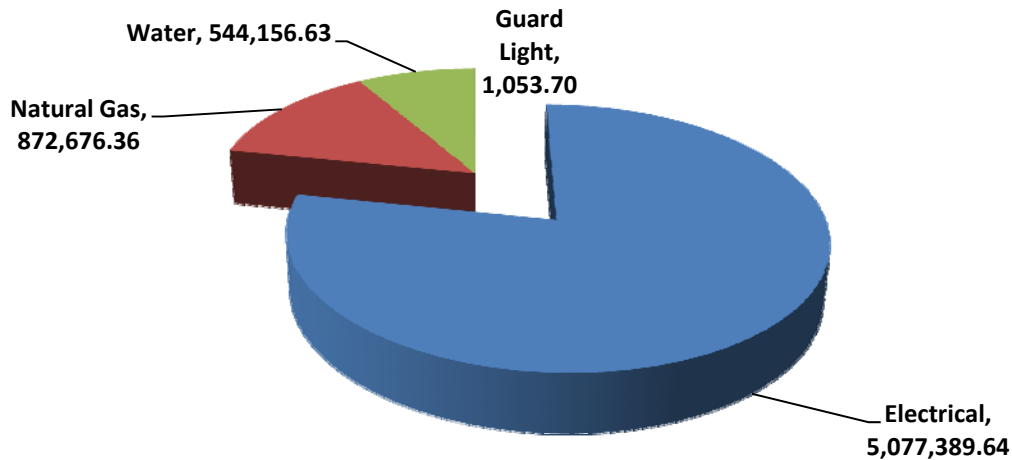
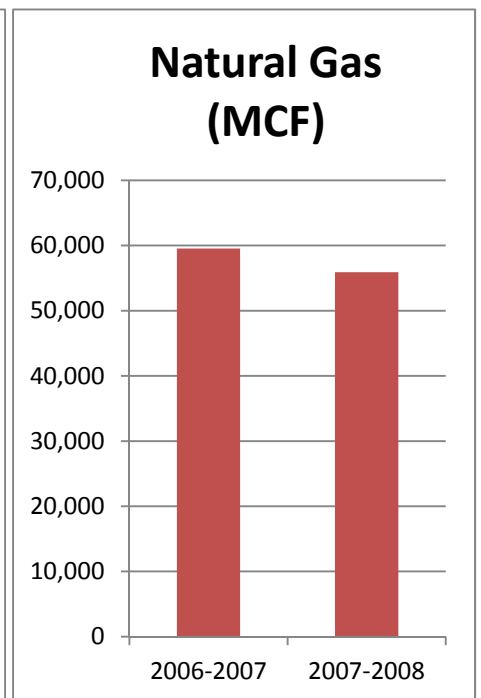
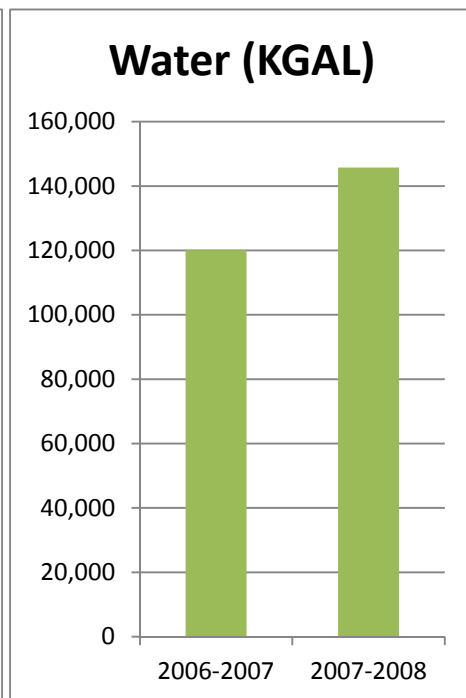
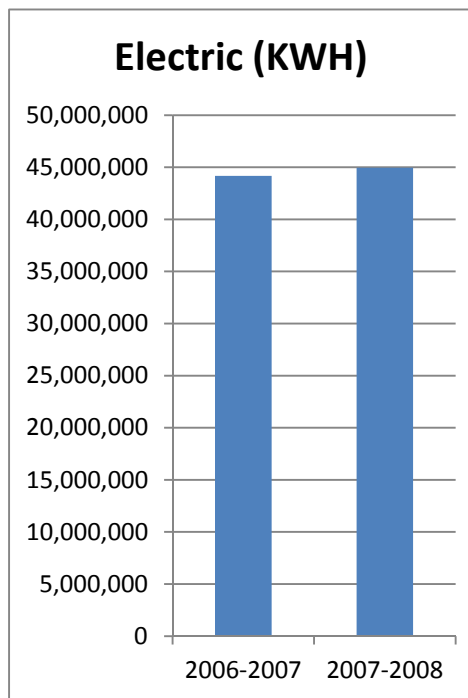


Irving ISD Energy Summary 2007-2008

Electric (KWH)	44,950,777 KWH	\$ 5,077,389.64	78.17%
Natural Gas	145,767 MCF	872,676.36	13.44%
Water (KGAL)	55,898 KGAL	544,156.63	8.38%
Guard Light	10,555 KWH	1,053.70	0.02%
Total		\$6,495,276.33	100.00%



Comparing 2006-2007 to 2007-2008 (September 1 – August 31)				
Year	Electrical	Water	Natural Gas	Guard Light
2006-2007	44,172,177 KWH	120,025 KGAL	59,524 MCF	10,499 KWH
2007-2008	44,950,777 KWH	145,767 KCAL	55,898 MCF	10,555 KWH



HB 3693 80th Legislature

School districts are required to record electricity, water, and natural gas consumption in an electronic repository and report this information on a publicly accessible Internet website with an interface designed for ease of navigation.