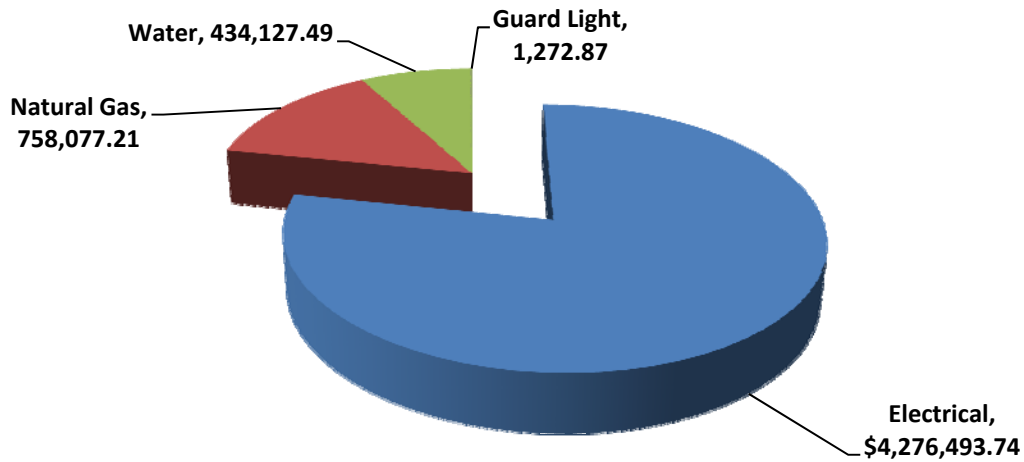
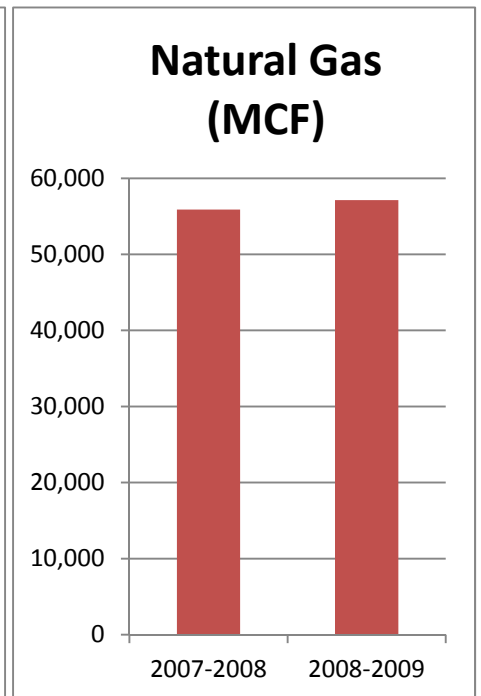
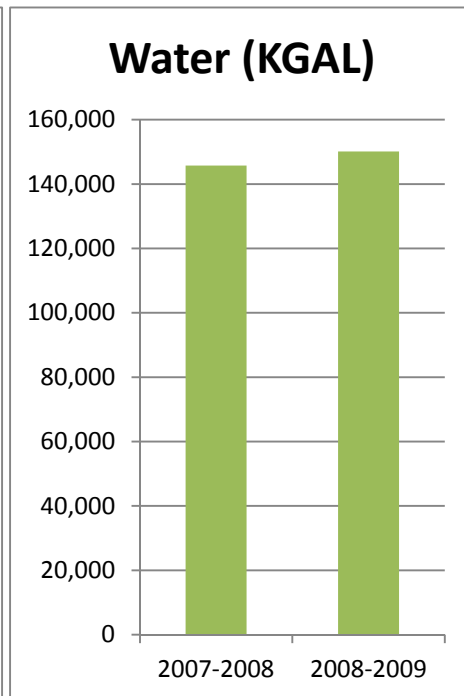
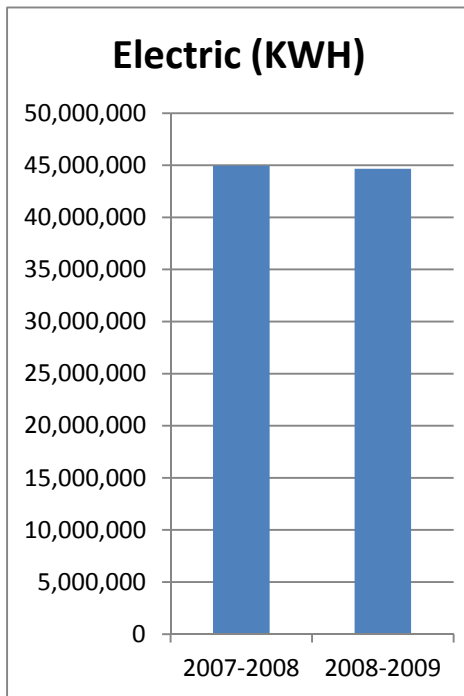


Irving ISD Energy Summary 2008-2009

Electric (KWH)	44,669,634 KWH	\$ 4,276,493.74	78.47%
Natural Gas	150,125 MCF	758,077.21	14.66%
Water (KGAL)	57,367 KGAL	434,127.49	6.84%
Guard Light	10,458 KWH	1,272.87	0.02%
Total		\$5,469,971.31	100.00%



Comparing 2007-2008 to 2008-2009 (September 1 – August 31)				
Year	Electrical	Water	Natural Gas	Guard Light
2007-2008	44,950,777 KWH	145,767 KGAL	55,898 MCF	10,555 KWH
2008-2009	44,669,634 KWH	150,125 KGAL	57,125 MCF	10,458 KWH



HB 3693 80th Legislature

School districts are required to record electricity, water, and natural gas consumption in an electronic repository and report this information on a publicly accessible Internet website with an interface designed for ease of navigation.