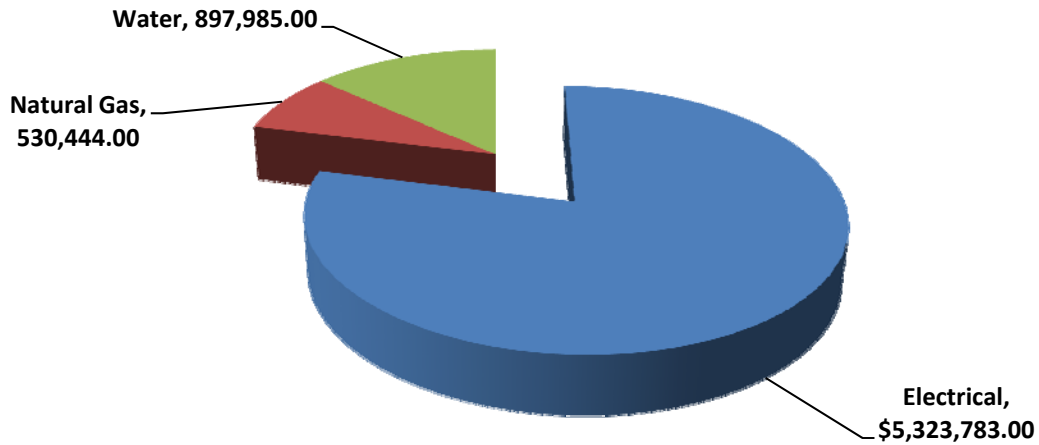
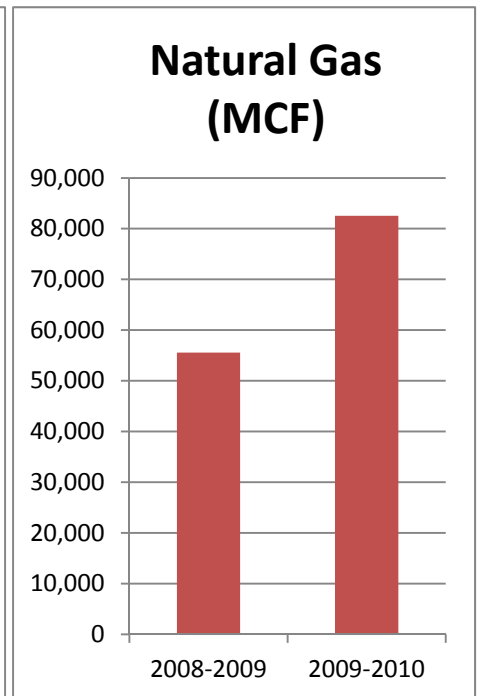
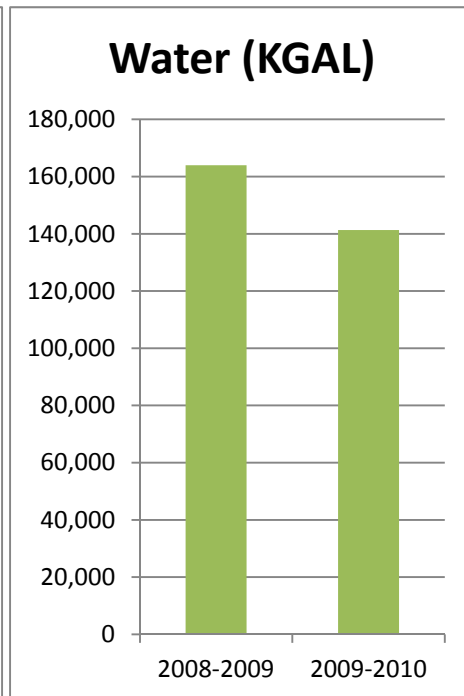
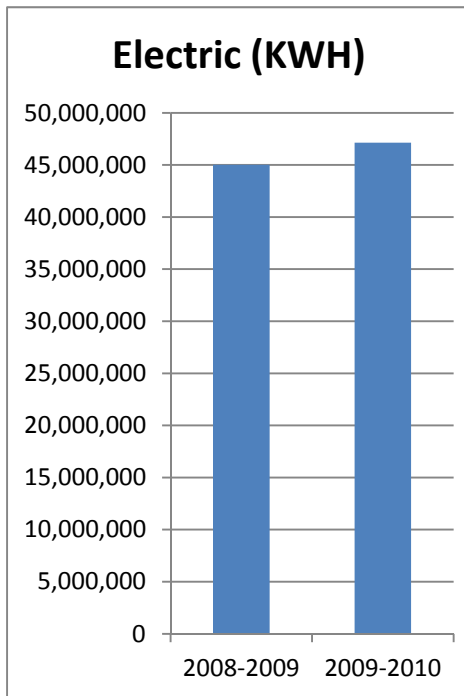


# Irving ISD Energy Summary 2009-2010

Electric (KWH)	47,134,495 KWH	\$ 5,323,783.00	78.70%
Natural Gas	82,550 MCF	530,444.00	8.68%
Water (KGAL)	141,316 KGAL	897,985.00	12.63%
Total		\$ 6,752,212.00	100.00%



Comparing 2008-2009 to 2009-2010 (September 1 – August 31)			
Year	Electrical	Water	Natural Gas
2008-2009	45,021,288 KWH	163,981 KGAL	55,572 MCF
2009-2010	47,134,495 KWH	141,316 KGAL	82,550 MCF



## HB 3693 80th Legislature

School districts are required to record electricity, water, and natural gas consumption in an electronic repository and report this information on a publicly accessible Internet website with an interface designed for ease of navigation.

**Irving Independent School District**

**Energy Summary - September 2009 through August 2010**

<b>Date</b>	<b>Electricity (kWh)</b>	<b>Total Elec Cost</b>	<b>Natural Gas (MCF)</b>	<b>Natural Gas Cost</b>	<b>Water (kGal)</b>	<b>Water Cost</b>	<b>Total Utility Cost</b>
<b>09/09</b>	5,005,992	\$535,413	2,108	\$15,839	14,552	\$88,517	\$639,769
<b>10/09</b>	4,149,014	\$465,866	3,264	\$26,991	9,098	\$62,677	\$555,534
<b>11/09</b>	3,421,562	\$389,075	5,562	\$44,679	7,189	\$53,735	\$487,488
<b>12/09</b>	3,088,704	\$360,535	13,152	\$97,013	5,563	\$46,723	\$504,270
<b>01/10</b>	3,540,323	\$408,523	19,916	\$124,006	4,972	\$48,501	\$581,030
<b>02/10</b>	3,417,248	\$393,343	21,672	\$108,728	5,103	\$49,310	\$551,381
<b>03/10</b>	3,369,911	\$402,602	8,519	\$54,428	6,234	\$54,500	\$511,530
<b>04/10</b>	3,959,494	\$437,909	3,815	\$24,793	8,679	\$60,643	\$523,345
<b>05/10</b>	4,657,855	\$514,826	2,231	\$14,259	15,164	\$87,179	\$616,263
<b>06/10</b>	3,716,175	\$431,236	905	\$6,942	18,670	\$99,004	\$537,181
<b>07/10</b>	3,490,358	\$406,872	598	\$5,520	20,295	\$110,658	\$523,050
<b>08/10</b>	5,318,119	\$577,420	809	\$7,246	25,797	\$136,539	\$721,205
<b>Annual Total</b>	47,134,756	\$5,323,618	82,550	\$530,444	141,316	\$897,985	\$6,752,047