



IRVING

INDEPENDENT SCHOOL DISTRICT



Annual Report 2019-2020
Presentation to the Board of Trustees by:
Dr. Dorian Galindo,
Executive Director of Planning, Evaluation, and
Research

Annual Report: Texas Academic Performance Report (TAPR)

- The Texas Academic Performance Reports (TAPR) pull together a wide range of information on the performance of students in each school and district in Texas every year. Performance is shown disaggregated by student groups, including ethnicity and socioeconomic status. The reports also provide extensive information on school and district staff, programs, and student demographics.
- The Texas Academic Performance Report (TAPR) is available in two forms:
 - An online TAPR system that is more comprehensive and dynamic than in previous years. The online TAPR system is updated with district and campus academic performance, financial reports, and staff, program, and student demographic data as soon as it becomes available.
 - A shortened PDF version which includes major data points that allow districts to fulfill their public notification requirements.

Annual Report: Texas Academic Performance Report (TAPR)

The screenshot shows the TEA website's navigation bar with links for 'TEA Website', 'A-Z Index', 'Contact TEA', and 'Sign Up For Updates'. The TEA logo is on the left, and a search bar is on the right. The breadcrumb trail reads: 'Home > Performance Reporting Division > Texas Academic Performance Reports > 2019-20 Texas Academic Performance Report'. The main heading is '2019-20 Texas Academic Performance Reports'. A left sidebar contains links for 'Performance Reporting', 'Campus Report', 'District Report', 'Region Report', 'State Report', 'Glossary', and 'Data Download'. The main content area contains several paragraphs of text and links: 'The 2019-20 Texas Academic Performance Report (TAPR) data are now available. The comprehensive TAPR system provides details of district and campus academic performance with financial reports and information about staff, programs, and demographics. Updates to the online TAPR system are listed in the [TAPR System Release Notes](#). A comprehensive listing of items within the TAPR System (HTML) and on the PDF TAPR is available at the following [link](#). Search by individual [campus](#) or [district](#). TAPR data are also available by [ESC region](#) and for the entire [state](#). [TAPR Glossary](#), provides definitions, describes methodologies, and lists sources for each tab in the TAPR system. TAPR Glosario, which provides the Spanish translation of the glossary, will be released in late winter. [TAPR Guidelines](#), which help districts fulfill their legal responsibilities regarding the annual report of their educational performance and the TAPR are now available. [TAPR Data Download](#) (numerators, denominators, and rates) in Excel, comma-delimited format, or tab-delimited format is now available.'

- <https://rptsvr1.tea.texas.gov/perfreport/tapr/2020/index.html>
- <https://www.irvingisd.net/Page/3720>
- Locations: Campus Libraries or Offices

Annual Report: 2019-2020 Accreditation Status and PEIMS Financial Standard Reports

- TEA [website](#):

DISTRICT NAME	ESC	2019 FIRST Rating	2019 Accountability Rating	2019-2020 Accreditation Status
IRVING ISD	10	A - Superior	B	ACCREDITED

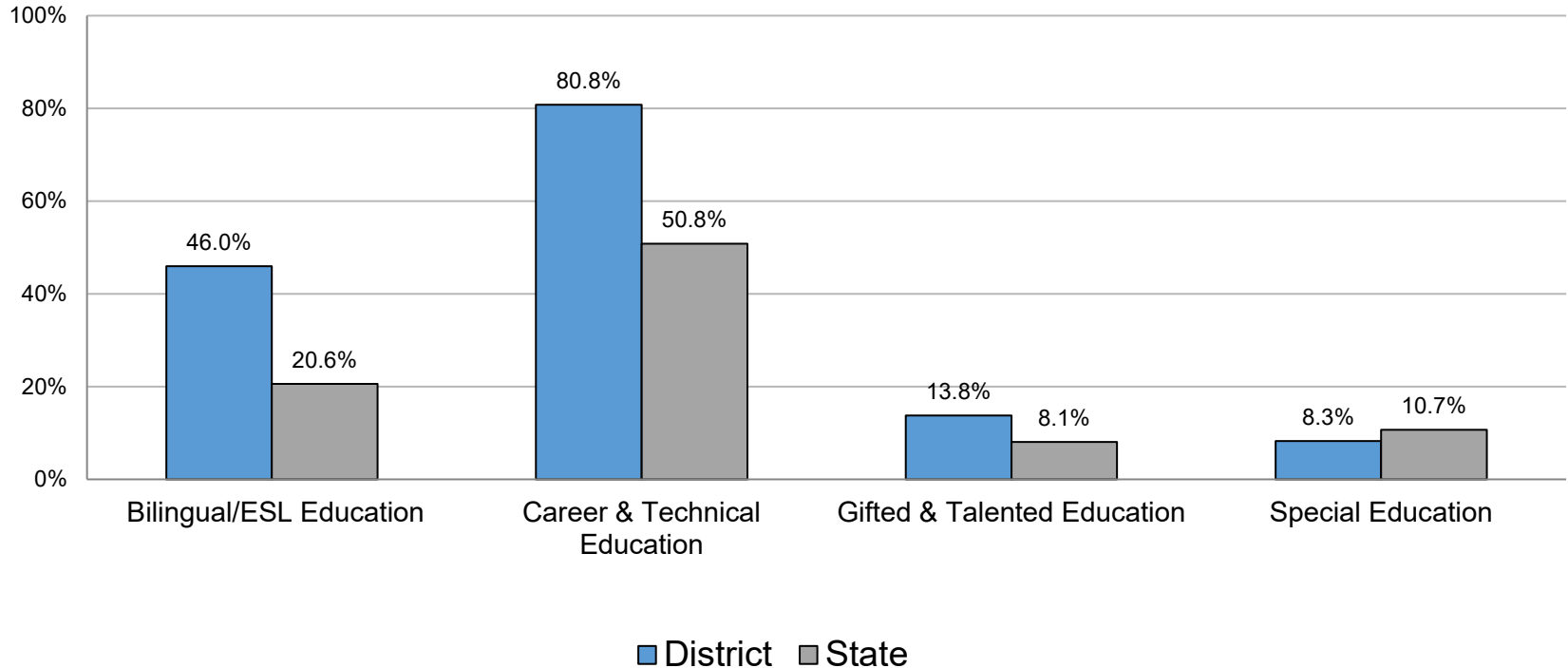
- **PEIMS Financial Standard Reports (2018–19 Financial Actual Reports)** The financial section of the TAPR is provided by the State Funding Division. These reports can be accessed from a link on the last page of the TAPR or at <http://tea.texas.gov/financialstandardreports>

Annual Report: 2019-2020 Accountability Ratings and Distinction Designations Awarded

- Accountability Ratings Summary: All Districts and Schools Were Not Rated in 2020 Due to COVID-19. Given the impact of COVID-19, all districts and schools received a label of Not Rated: Declared State of Disaster for their 2019-2020 accountability ratings
- Distinction Designations were not awarded in 2020.

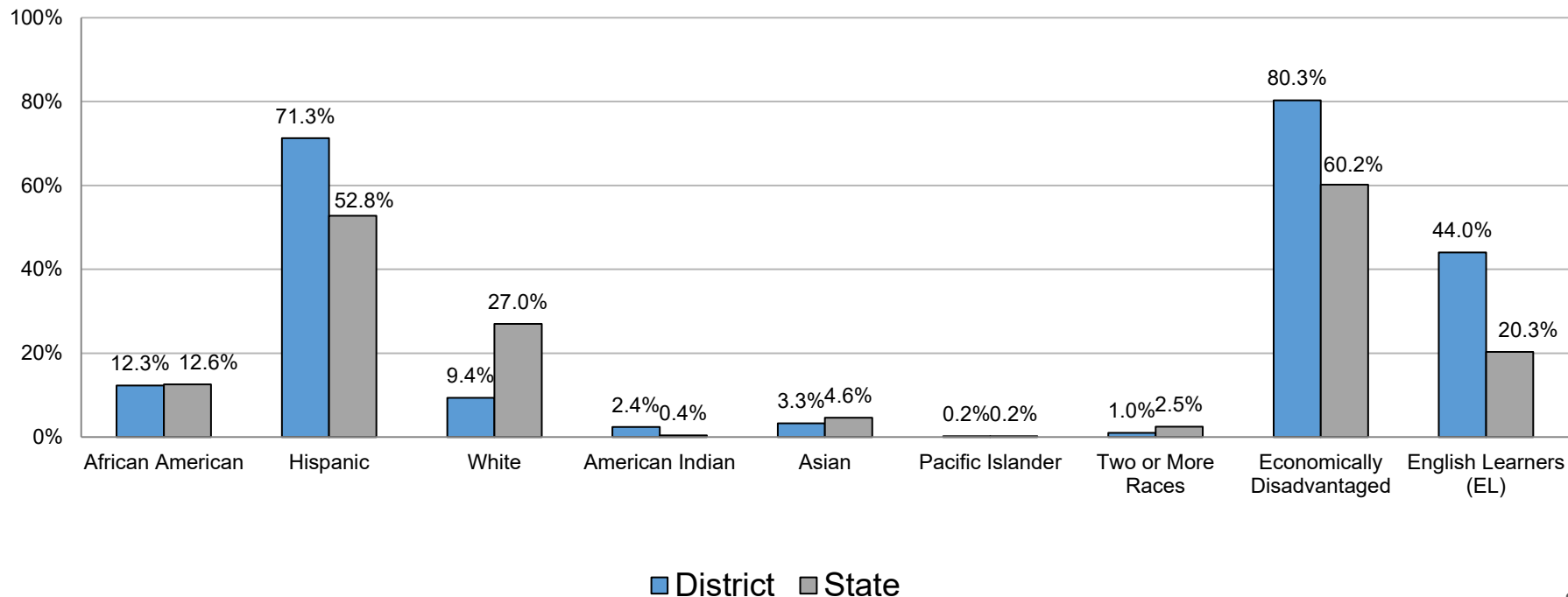
2019-2020 Student Enrollment by Program

Enrollment by Program



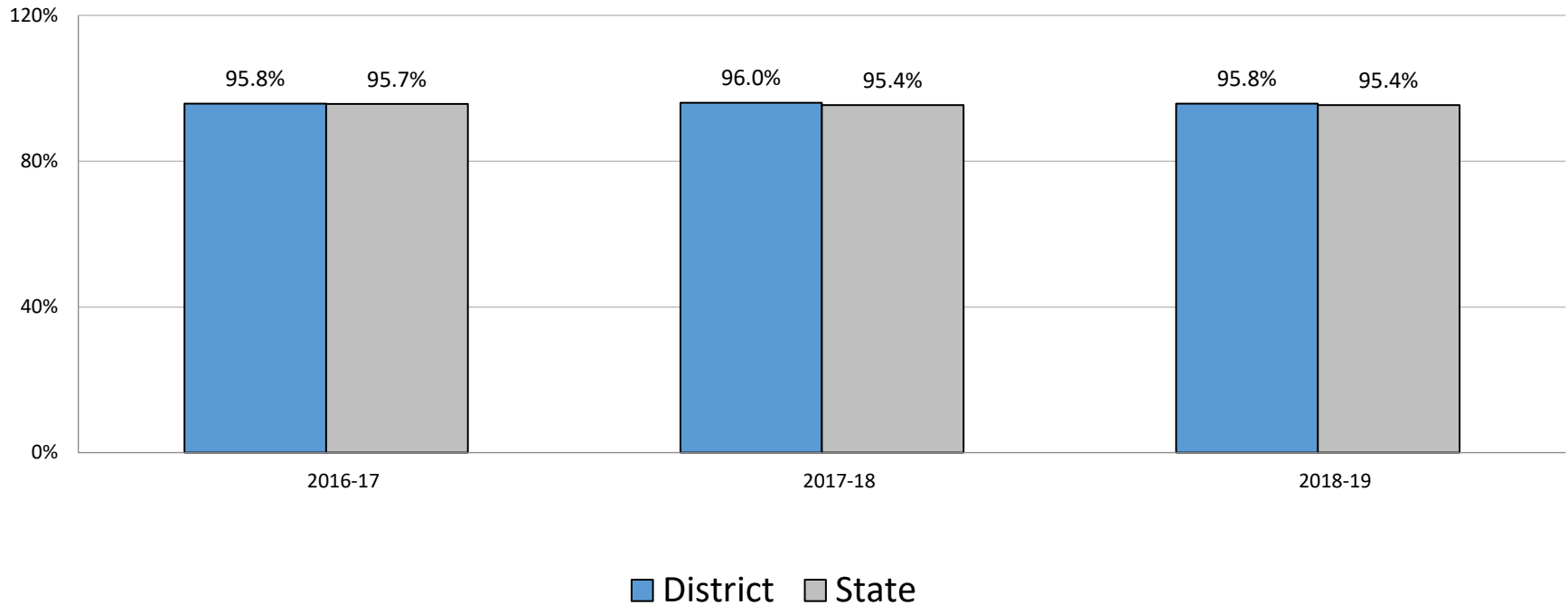
2019-2020 Student Demographics

Student Groups



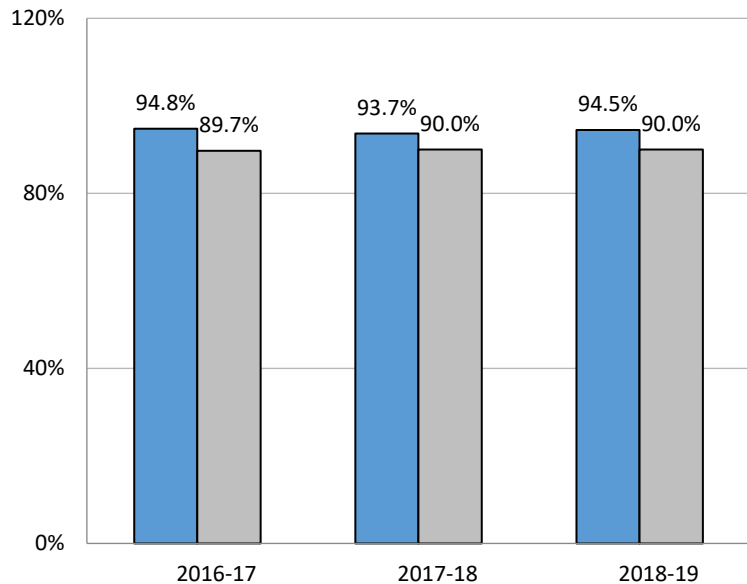
Attendance Rates

Three Year Comparison of Attendance Rates



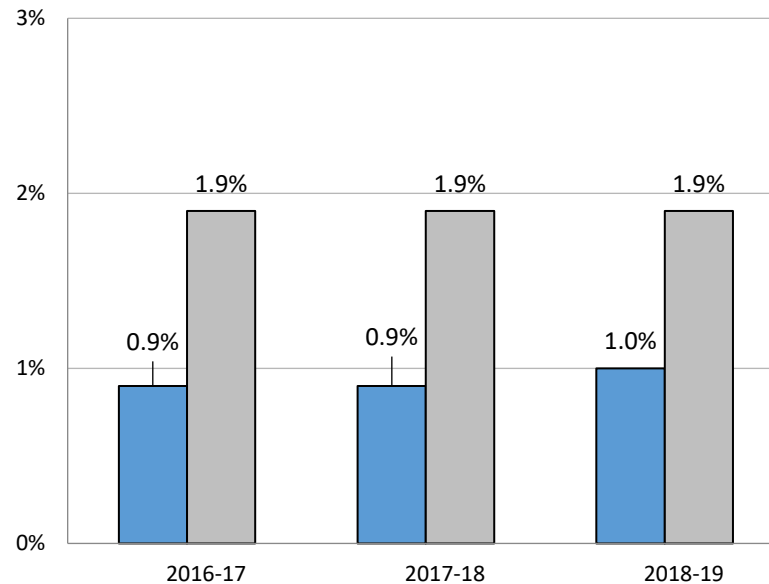
Graduation and Drop Out Rates: A Historical Review and Comparison

Graduation Rates



■ District ■ State

Drop Out Rates



■ District ■ State

Texas Higher Education Coordinating Board (THECB)

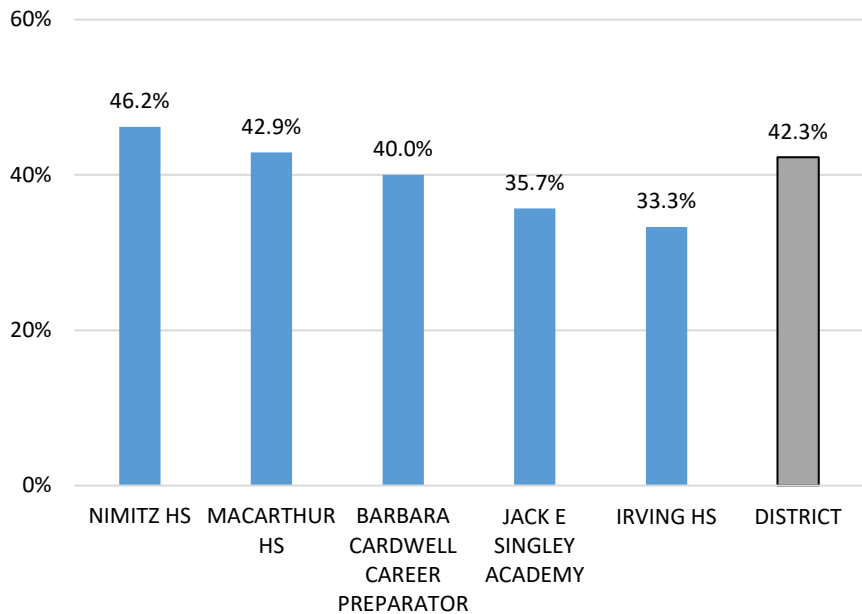
Report on Higher Education

- Texas statute (TEC 51.403e) requires every district to include with its TAPR a report on student performance in postsecondary institutions during the first year enrolled after graduation from high school. The report includes:
 - Number of Total Graduates, disaggregated by attendance in Institutes of Higher Education
 - Number of Students within each GPA reporting band

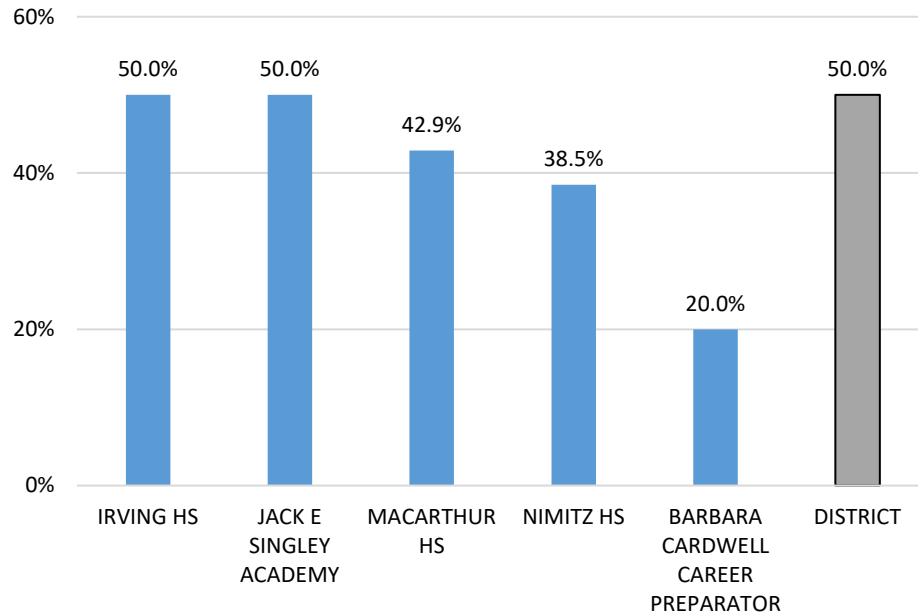
Texas Higher Education Coordinating Board (THECB)

Report on 2018-19 Irving ISD High School Graduates

2 Year Higher Ed Percent Enrollment

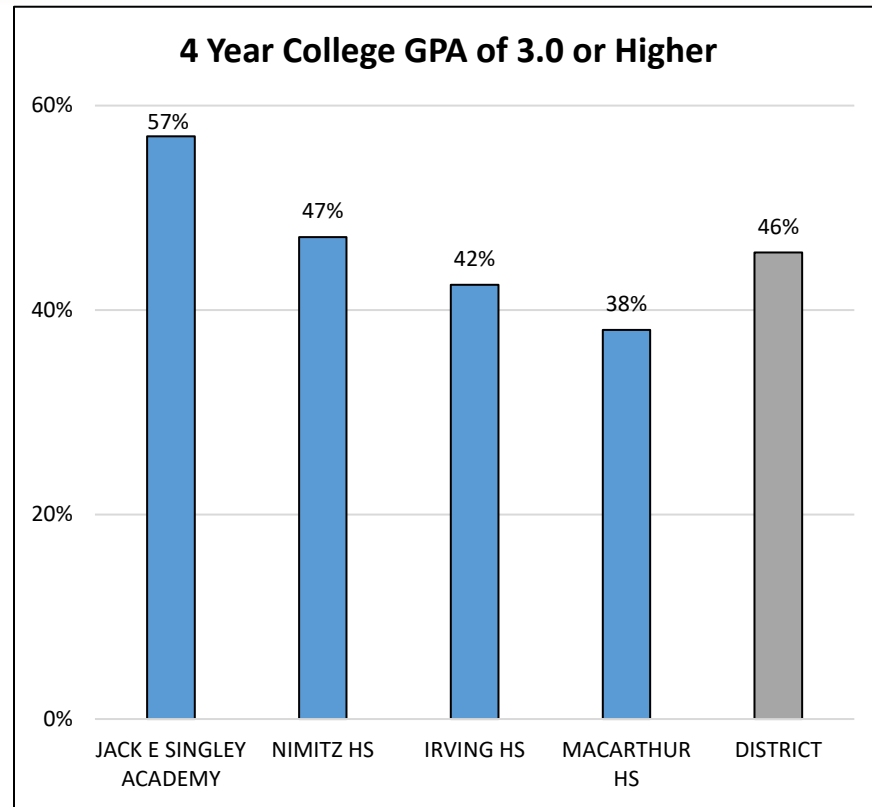
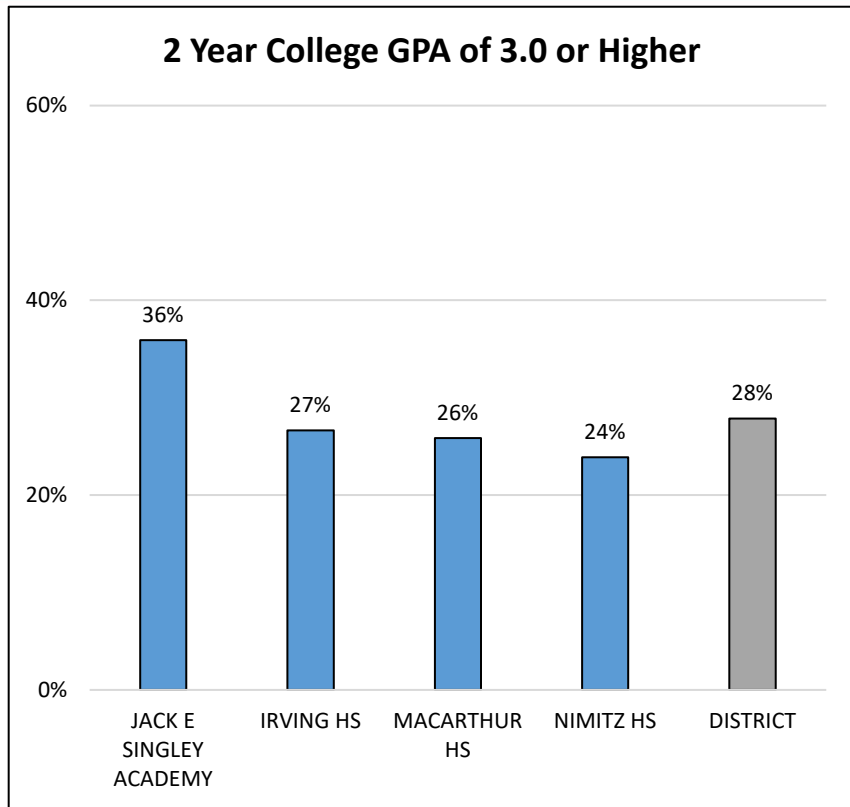


4 Year Higher Ed Percent Enrollment



Texas Higher Education Coordinating Board (THECB)

Report on 2017-18 High School Graduates



Annual Report: Misconduct Incident Report

The number, rate, and type of violent or criminal incidents that occurred on each campus, to the extent permitted under the Family Educational Rights and Privacy Act

Descriptions of school violence prevention and violence intervention policies and procedures are used to protect students

Findings are based on evaluations conducted under the Safe and Drug-Free Schools and Communities Act

Annual Report: Misconduct Incident Report by Disciplinary Action Reason

Disciplinary Action Reason	17-18	18-19	19-20
02 - Conduct Punishable As A Felony	*	*	8
04 - Possessed, Sold, Used, Or Was Under Influence Of Marihuana	256	255	233
05 - Possessed, Sold, Used, Or Was Under Influence Of An Alcohol	20	18	*
06 - Abuse Of A Volatile Chemical	*	*	0
07 - Public Lewdness Or Indecent Exposure	*	19	*
08 - Retaliation Against School Employee	*	*	*
09 - Title 5 Felony - Conduct Occurring Off Campus	*	*	*
10 - Non-Title 5 Felony - Conduct Occurring Off Campus	0	*	*
11 - Brought a Firearm to School	0	*	0
12 - Unlawful Carrying of an Illegal Knife	*	*	*
13 - Unlawful Carrying of a Club	0	*	0
14 - Conduct Containing Elements of Offense Relating to Prohibited Weapons	8	6	*
16 - Arson	*	0	0
21 - Violation Of Student Code Of Conduct	4,267	4,861	3,287
22 - Criminal Mischief	*	*	*
26 - Terroristic Threat	72	46	37
27 - Assault against employee/volunteer	80	70	55
28 - Assault against someone other than school employee/volunteer	227	181	107
29 - Aggravated Assault against employee/volunteer	8	*	*
30 - Aggravated Assault against someone other than employee/volunteer	0	*	0
32 - Sexual/Aggravated Sexual Assault against someone other than Employee	*	*	0
33 - Possessed, Purchased, Used, or Accepted a Cigarette Or Tobacco	10	23	0
35 - False Alarm/False Report	6	8	*
36 - Felony Controlled Substance Violation	8	45	28
41 - Fighting/Mutual Combat	219	257	155
46 - Aggravated Robbery	0	*	*
58 - Breach of Computer Security	*	0	0
59 - Serious Misbehavior while expelled to/placed in a DAEP	0	*	*
61 - Bullying	0	0	6
	5204	5812	3948

For more information

Please contact:

Dr. Dorian Galindo, Executive Director of Planning, Evaluation, and Research
972-600-5097 or dgalindo@irvingisd.net

TAPR District and Campus Reports are located online at:
<https://www.irvingisd.net/Page/3720>