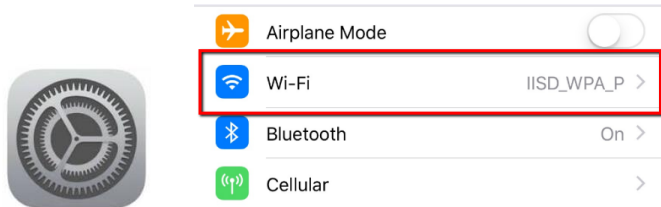


If you are connected to the district network on your iPhone and/or iPad, or if you have your district email on your iPhone and/or iPad, you will need to update these devices any time you change your district password.

Updating Your Password For District Email

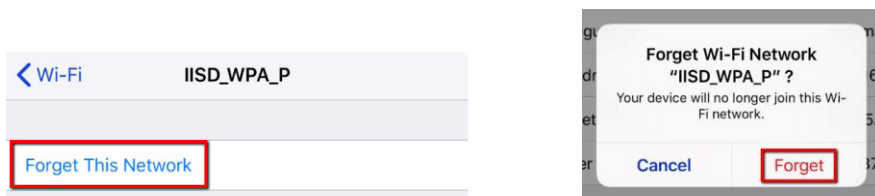
Go to **Settings**, then select **Wi-Fi**



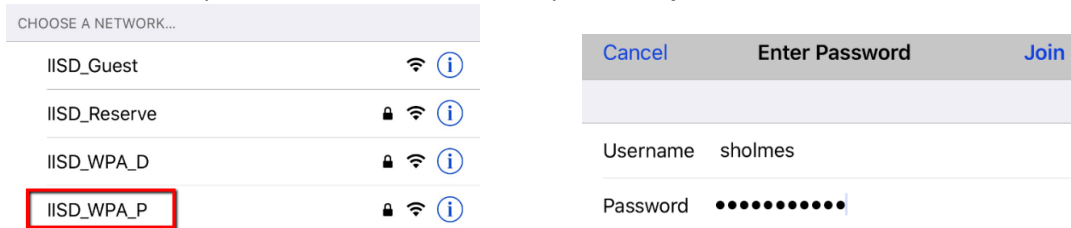
Select **IISD_WPA_P**, then **Forget**



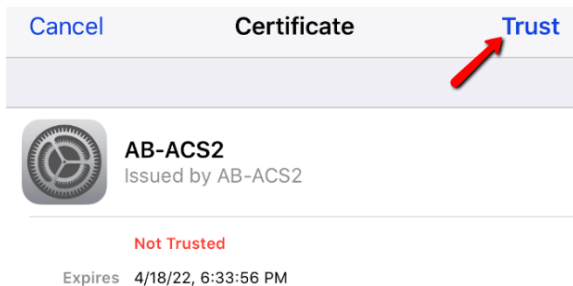
Select **Forget This Network**



Now you will have the option to reconnect to the **IISD_WPA_P**. Select **IISD_WPA_P** from the list of networks. Enter your **district username**, with your **new password**.

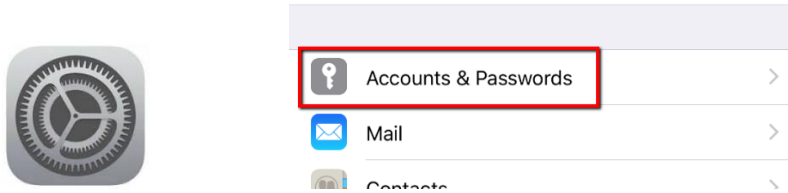


Select **Trust**

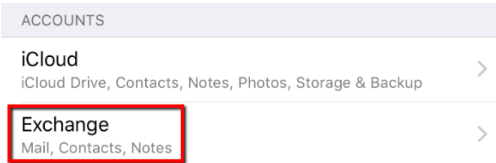


Updating Your Email Password on Your iPhone and/or iPad

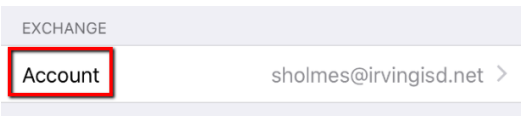
Go to **Settings** and select **Accounts & Passwords**



Select your **district email account**



Select **Account**



Update your new password here, then select **Done**.

