


# Tutorial Request Form Templates

AVID Weeks at a Glance Resource Documents



## Anchor Standards and Essential Question:

### Student Agency

- Self-monitor and seek help when necessary (SA.SE.7)

### Academic Preparedness: Inquiry

- Identify specific questions based on a misunderstood concept or problem (AP.I.2)
- Synthesize and organize information effectively, including usage of digital tools (AP.I.9)

### Academic Preparedness: Organization






















- Organize information, indicating relationships between ideas (AP.O.5)

**EQ: "Which TRF format and point scale best suits my students?"**

## Resources

### 1. Tutorial Request Form Templates

- Select the correct platform of the Tutorial Request Form and click to download/access the template. All files are fillable, digital templates.
- Make a copy of the template and save the original.
- Rename the copy to reflect a pre-established file naming convention.

	25 Points	50 Points	100 Points	Standards-Based (no points)	All TRFs with Graphic Organizers
Fillable Word					
Google Docs					
Fillable PDF					
Printable PDF					
OneNote					

## Materials/Notes

### Reference

AVID Tutorials: TRF and Related Resources webpage on MyAVID

